

**Primary Children Served by Jurisdiction of Case County  
July 2021 - Includes IL Youth**

Lee	Collier	Charlotte	Hendry	Glades	Grand Total
1418	300	273	142	36	2169

**In-Home Case County Jurisdiction**

Lee	Charlotte	Collier	Hendry	Glades	Grand Total
542	134	105	25	16	822

**Kinship Relative - Kinship Non-Relative Placements**

	Lee	Charlotte	Collier	Hendry	Glades	Grand Total
Relative	173	43	42	36	3	297
Non-relative	73	19	20	12	2	126
Grand Total	246	62	62	48	5	423

**Kinship Level 1 Licensed Placements**

Lee	Collier	Hendry	Charlotte	Glades	Grand Total
232	38	33	15	8	326

**Foster Home Placements**

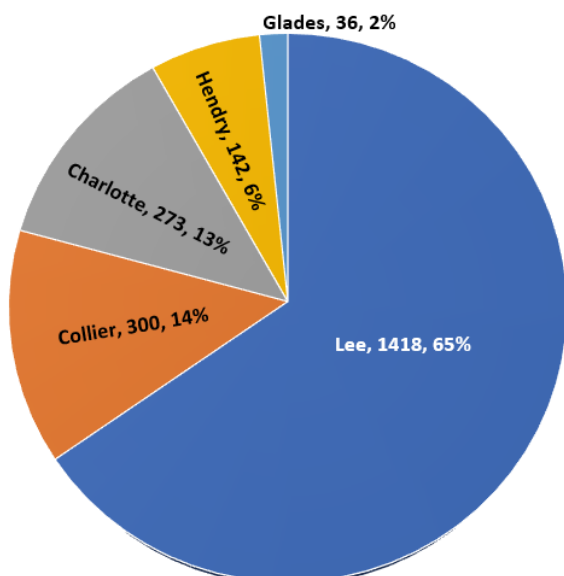
Lee	Collier	Charlotte	Hendry	Glades	Grand Total
282	70	46	31	3	432

**Other Out of Home Placements**

Lee	Collier	Charlotte	Hendry	Glades	Grand Total
116	25	16	5	4	166

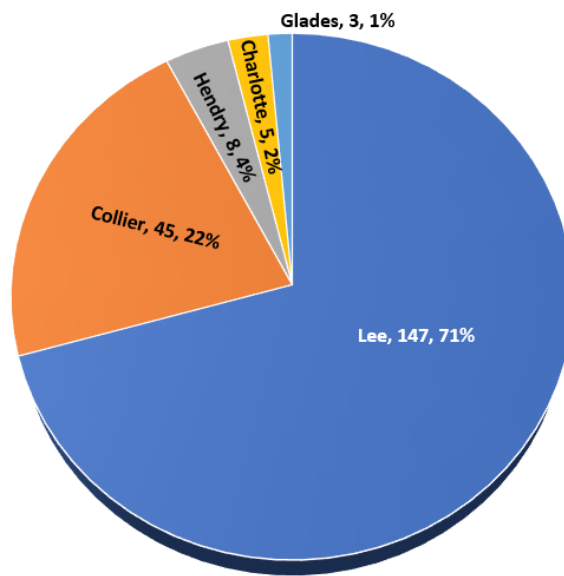
(Other Includes: Adoption Placement, Correctional Placement, Missing Child, Medical-Mental Hospital, EFC and Visitation)

**Children Served by Case County Total: 2169**

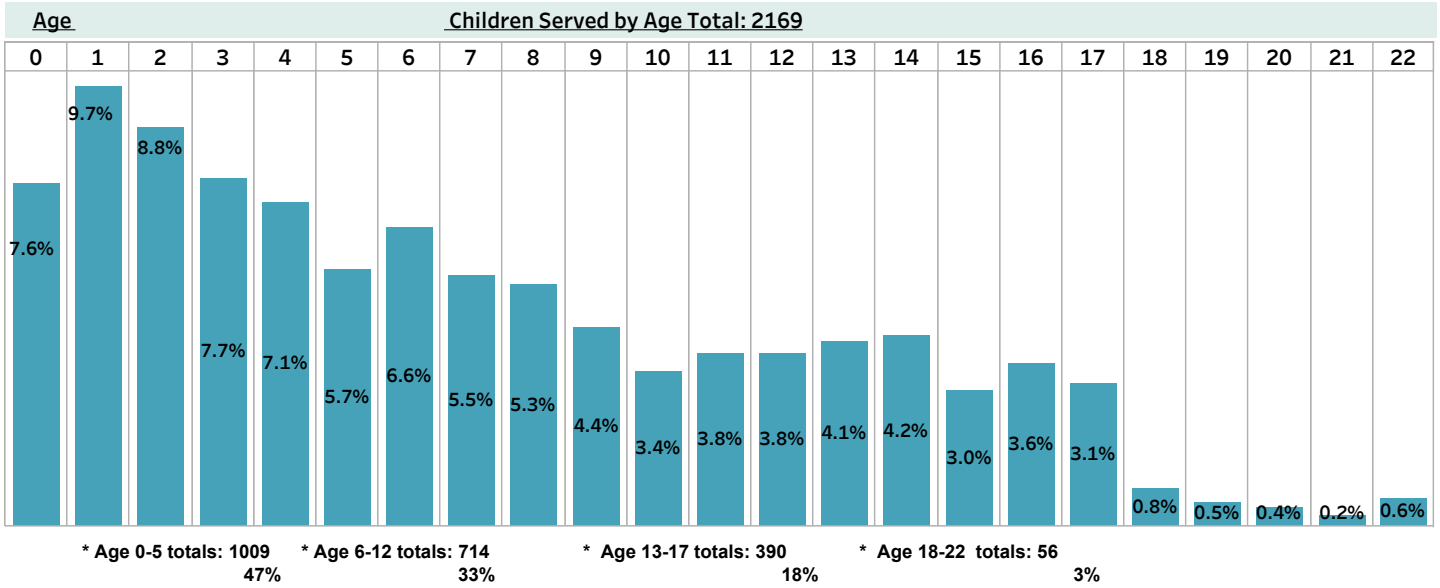


Data Source: FSFN Data Extract Repository 7/1/2021

**Children Served by Diversion & Prevention Total: 208**



Data Source: FSFN Data Extract Repository 7/1/2021



**Children Served by Race**

Race	Count
White	1554
Black	486
American Indian	35
Asian	5
All Other	89
<b>Grand Total</b>	<b>2169</b>

**Children Served by Gender**

Gender	Count
M	1,106
F	1,063
<b>Grand Total</b>	<b>2,169</b>