

Total Children Served by Jurisdiction of Case County
February 2020

| Lee | Charlotte | Collier | Hendry | Glades | Grand Total |
|-------|-----------|---------|--------|--------|-------------|
| 1,210 | 455 | 383 | 109 | 28 | 2,185 |

Kinship (Relative Non-Relative) Out of Home by Case County

| Lee | Charlotte | Collier | Hendry | Glades | Grand Total |
|-----|-----------|---------|--------|--------|-------------|
| 335 | 143 | 108 | 38 | 14 | 638 |

Licensed Foster Care - Out of Home by Case County

| Lee | Charlotte | Collier | Hendry | Glades | Grand Total |
|-----|-----------|---------|--------|--------|-------------|
| 416 | 126 | 81 | 27 | 4 | 654 |

Other Out of Home Placements

| Lee | Charlotte | Collier | Hendry | Grand Total |
|-----|-----------|---------|--------|-------------|
| 51 | 11 | 10 | 3 | 75 |

(Other includes: Adoption Placement, Correctional Placement, Missing Child, Medical-Mental Hospital, EFC and Visitation)

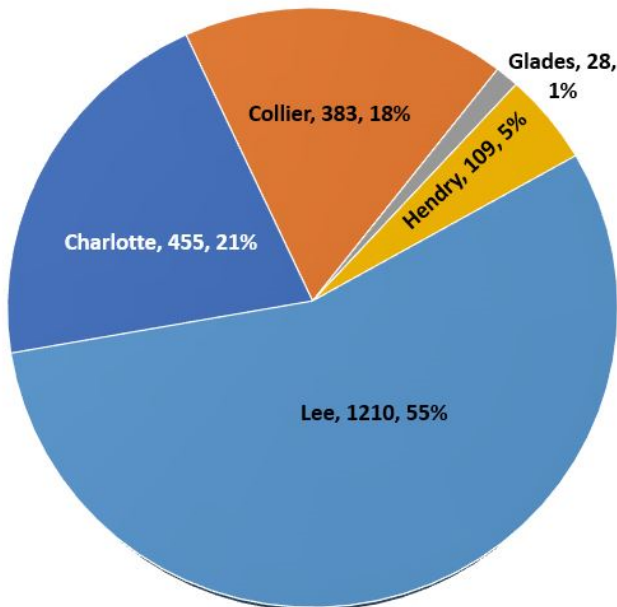
Total Children OOH by Jurisdiction of Case County

| Lee | Charlotte | Collier | Hendry | Glades | Grand Total |
|-----|-----------|---------|--------|--------|-------------|
| 802 | 280 | 199 | 68 | 18 | 1367 |

In-Home Case County Jurisdiction

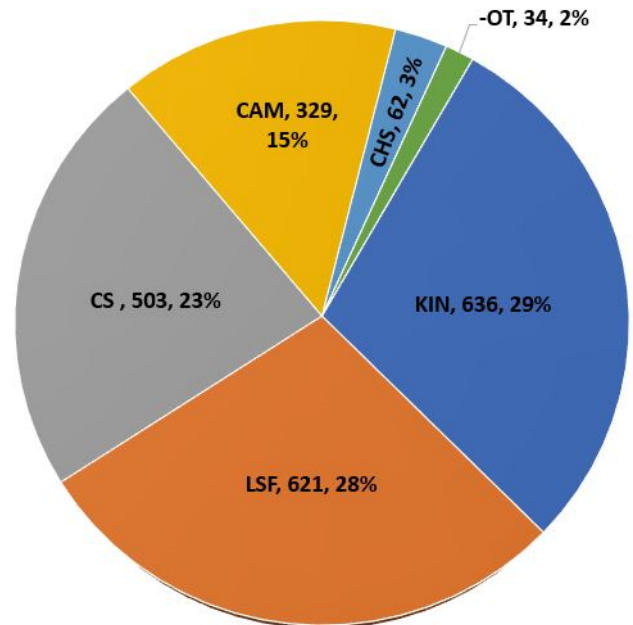
| Lee | Charlotte | Collier | Hendry | Glades | Grand Total |
|-----|-----------|---------|--------|--------|-------------|
| 408 | 175 | 184 | 41 | 10 | 818 |

Children Served By Case County Total: 2185



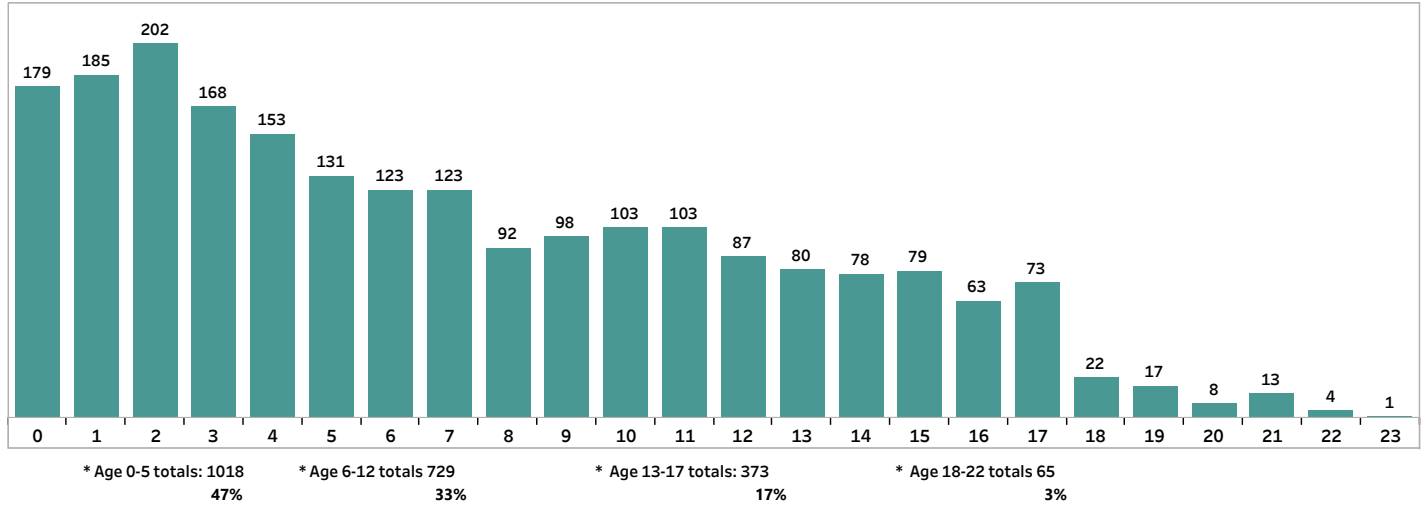
Data Source: FSFN Data Repository 2/3/2020

Children Served By CMO Total: 2185



Data Source: FSFN Data Repository 2/3/2020

Children Served by Age Total: 2185



Children Served by Race

| White | Black | American Indian | Asian | All Other | Grand Total |
|-------|-------|-----------------|-------|-----------|-------------|
| 1651 | 455 | 36 | 4 | 39 | 2185 |

Children Served by Gender

| M | F | Grand Total |
|-------|-------|-------------|
| 1,133 | 1,052 | 2,185 |