



Management Reporting - Daily Overview

For: 1/7/2019

	Charlotte	Collier	Glades	Hendry	Lee	Total
Total Children Served	475	495	8	75	1414	2467
Total Children In OOH	304	289	6	38	822	1459
relative/non-relative	169	180	2	22	386	759
foster care	135	109	4	16	436	700
Total Children In Home	171	206	2	37	592	1008

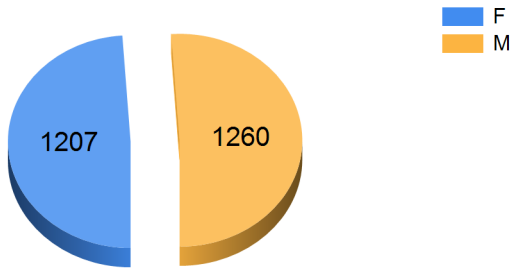
DEMOGRAPHICS



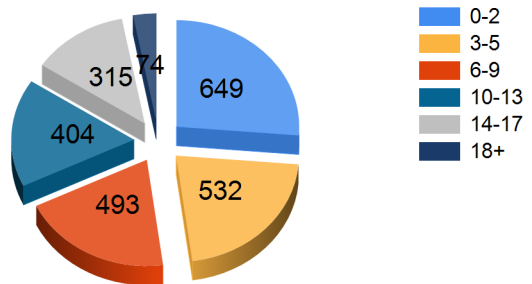
Total Children in Care



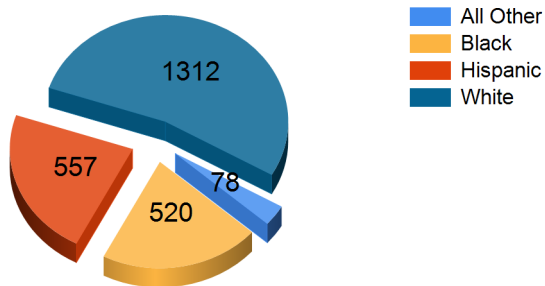
Children Served By Gender



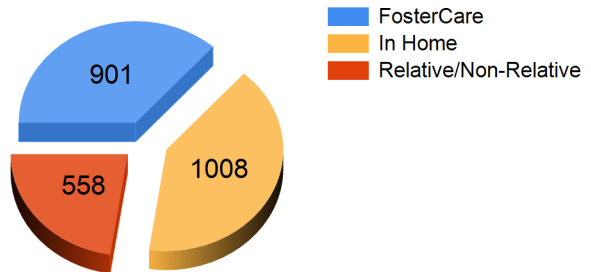
Children Served By Age



Children Served By Race



Children Served In Home Vs OOH



Children Served By Diversion

