



Management Reporting - Daily Overview

For: 4/9/2018

Total Children Served

Charlotte	Collier	Glades	Hendry	Lee	Total
422	399	31	152	1373	2377

Total Children In OOH

Charlotte	Collier	Glades	Hendry	Lee	Total
312	222	13	95	864	1506

relative/non-relative

161	148	7	76	386	778
-----	-----	---	----	-----	-----

foster care

151	74	6	19	478	728
-----	----	---	----	-----	-----

Total Children In Home

Charlotte	Collier	Glades	Hendry	Lee	Total
110	177	18	57	509	871

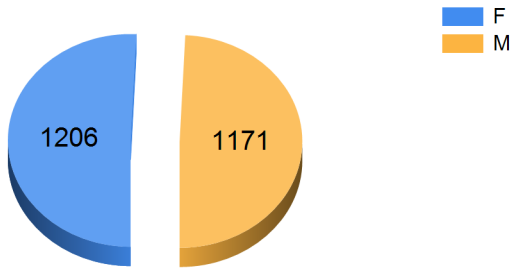
DEMOGRAPHICS



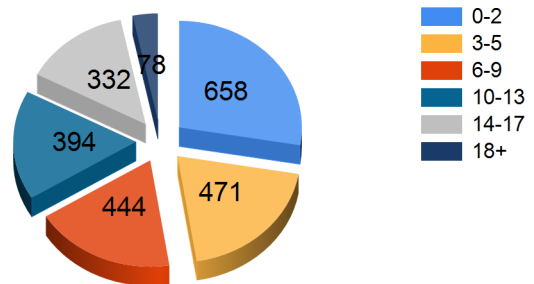
Total Children in Care



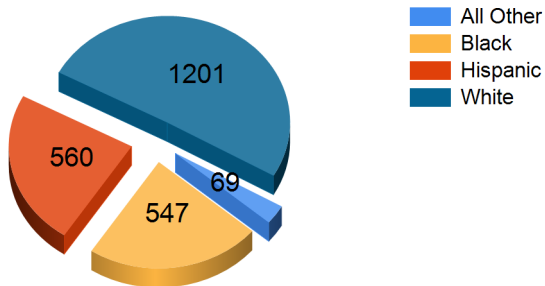
Children Served By Gender



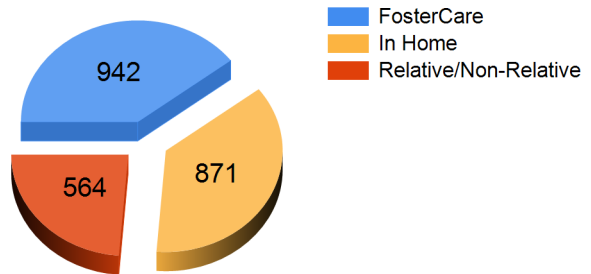
Children Served By Age



Children Served By Race



Children Served In Home Vs OOH



Children Served By Diversion

