



Management Reporting - Daily Overview

For: 5/17/2017



Total Children Served

Charlotte	Collier	Glades	Hendry	Lee	Total
424	378	23	145	1407	2377

Total Children In OOH

Charlotte	Collier	Glades	Hendry	Lee	Total
310	208	12	76	917	1523

relative/non-relative

148	127	8	63	434	780
-----	-----	---	----	-----	-----

foster care

162	81	4	13	483	743
-----	----	---	----	-----	-----

Total Children In Home

Charlotte	Collier	Glades	Hendry	Lee	Total
114	170	11	69	490	854

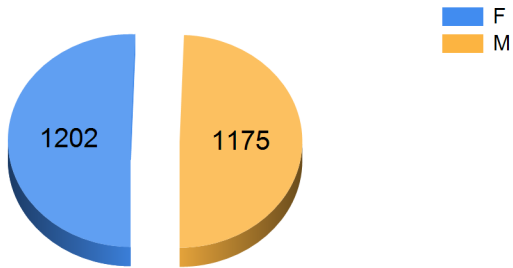
DEMOGRAPHICS



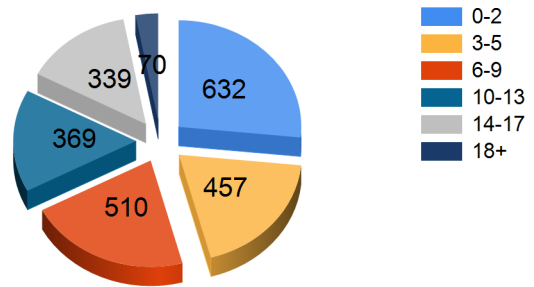
Total Children in Care



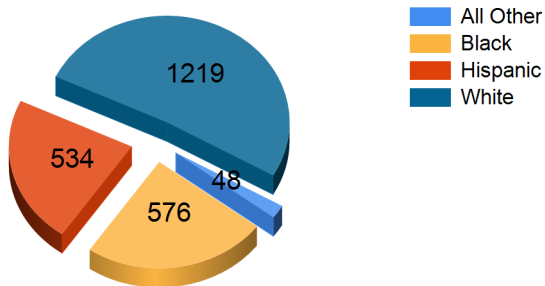
Children Served By Gender



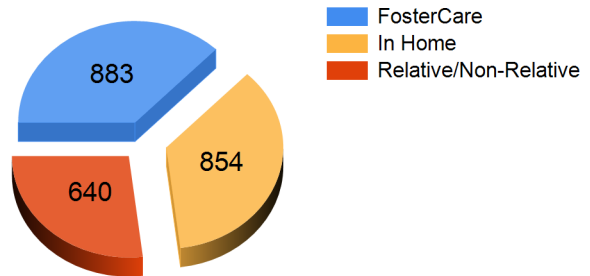
Children Served By Age



Children Served By Race



Children Served In Home Vs OOH



Children Served By Diversion

