



## Management Reporting - Daily Overview

For: 4/17/2017

Total Children Served

Charlotte	Collier	Glades	Hendry	Lee	Total
400	366	20	139	1458	2383

Total Children In OOH

Charlotte	Collier	Glades	Hendry	Lee	Total
299	205	9	62	922	1497

relative/non-relative

146	118	5	49	438	756
-----	-----	---	----	-----	-----

foster care

153	87	4	13	484	741
-----	----	---	----	-----	-----

Total Children In Home

Charlotte	Collier	Glades	Hendry	Lee	Total
101	161	11	77	536	886

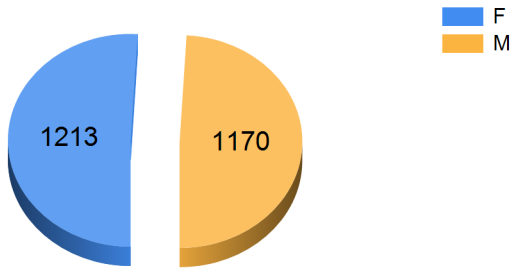
# DEMOGRAPHICS



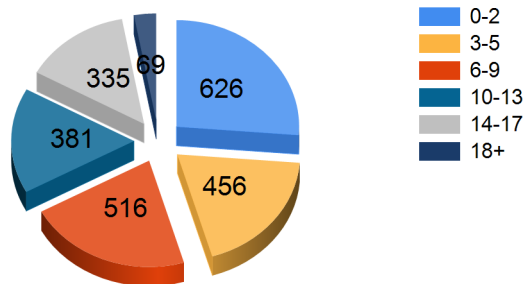
## Total Children in Care



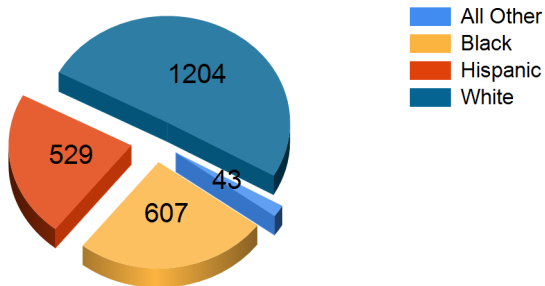
### Children Served By Gender



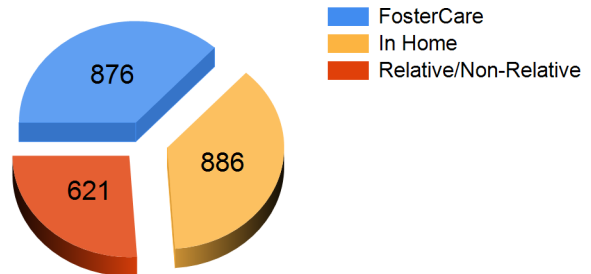
### Children Served By Age



### Children Served By Race



### Children Served In Home Vs OOH



### Children Served By Diversion

