



## Management Reporting - Daily Overview

For: 11/26/2018

Total Children Served

Charlotte	Collier	Glades	Hendry	Lee	Total
479	510	14	88	1416	2507

Total Children In OOH

Charlotte	Collier	Glades	Hendry	Lee	Total
311	301	6	51	831	1500

relative/non-relative

168	195	2	30	384	779
-----	-----	---	----	-----	-----

foster care

143	106	4	21	447	721
-----	-----	---	----	-----	-----

Total Children In Home

Charlotte	Collier	Glades	Hendry	Lee	Total
168	209	8	37	585	1007

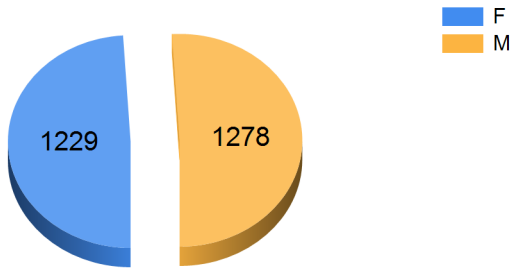
# DEMOGRAPHICS



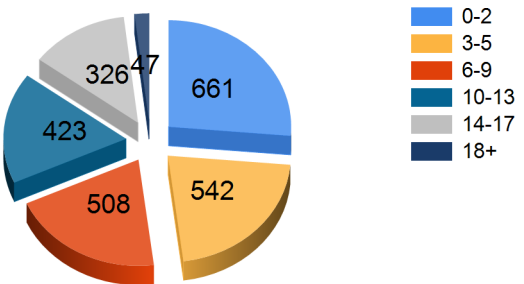
## Total Children in Care



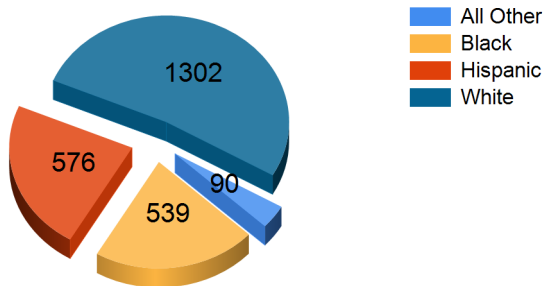
### Children Served By Gender



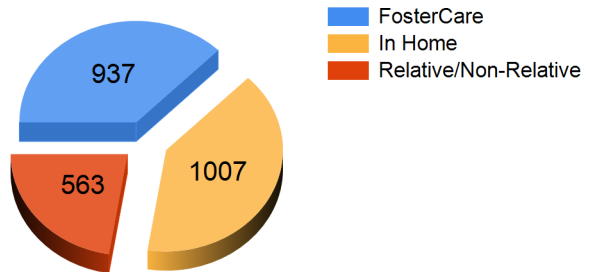
### Children Served By Age



### Children Served By Race



### Children Served In Home Vs OOH



### Children Served By Diversion

