



Management Reporting - Daily Overview

For: 10/17/2017



Total Children Served

Charlotte	Collier	Glades	Hendry	Lee	Total
465	417	31	168	1368	2449

Total Children In OOH

Charlotte	Collier	Glades	Hendry	Lee	Total
332	242	9	96	929	1608

relative/non-relative

161	154	3	82	447	847
-----	-----	---	----	-----	-----

foster care

171	88	6	14	482	761
-----	----	---	----	-----	-----

Total Children In Home

Charlotte	Collier	Glades	Hendry	Lee	Total
133	175	22	72	439	841

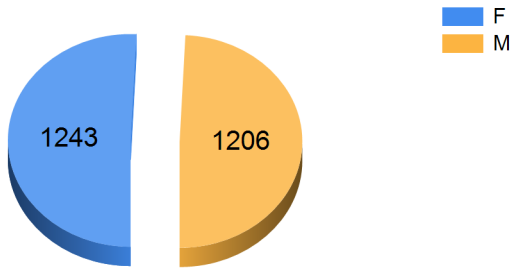
DEMOGRAPHICS



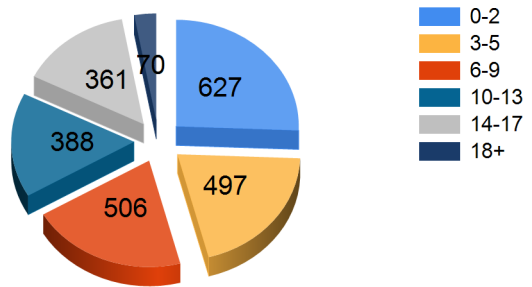
Total Children in Care



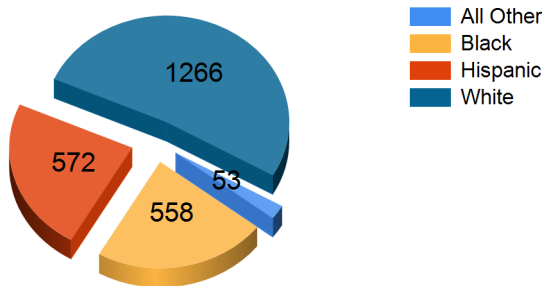
Children Served By Gender



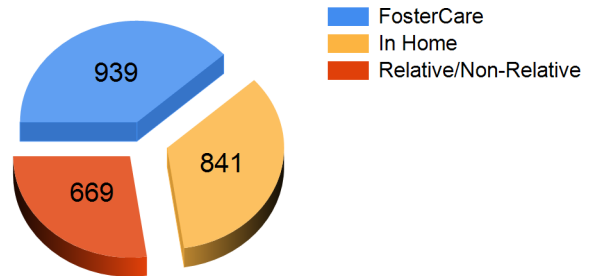
Children Served By Age



Children Served By Race



Children Served In Home Vs OOH



Children Served By Diversion

