



Management Reporting - Daily Overview

For: 10/9/2017



Total Children Served

Charlotte	Collier	Glades	Hendry	Lee	Total
455	411	29	155	1336	2386

Total Children In OOH

Charlotte	Collier	Glades	Hendry	Lee	Total
329	240	9	89	906	1573

relative/non-relative

161	156	3	76	437	833
-----	-----	---	----	-----	-----

foster care

168	84	6	13	469	740
-----	----	---	----	-----	-----

Total Children In Home

Charlotte	Collier	Glades	Hendry	Lee	Total
126	171	20	66	430	813

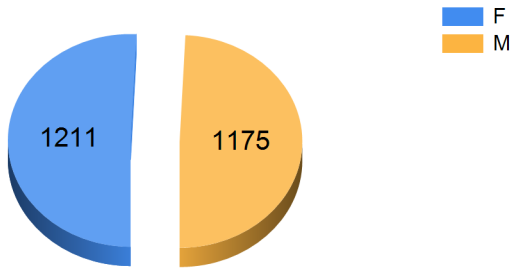
DEMOGRAPHICS



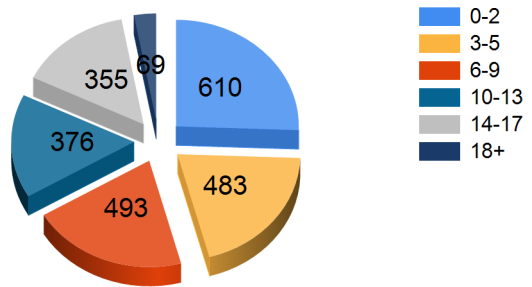
Total Children in Care



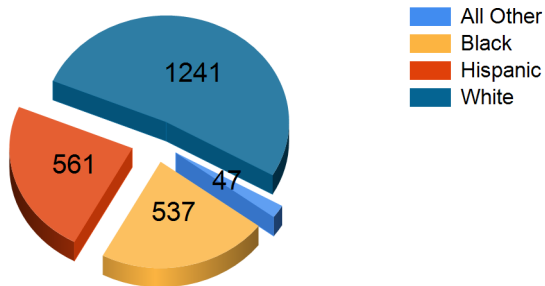
Children Served By Gender



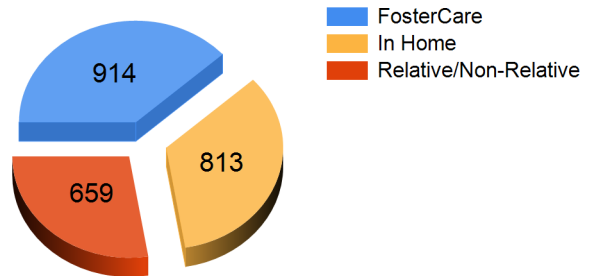
Children Served By Age



Children Served By Race



Children Served In Home Vs OOH



Children Served By Diversion

