



## Management Reporting - Daily Overview

For: 10/8/2018



Total Children Served

Charlotte	Collier	Glades	Hendry	Lee	Total
468	480	21	89	1426	2484

Total Children In OOH

Charlotte	Collier	Glades	Hendry	Lee	Total
319	271	11	49	844	1494

relative/non-relative

162	173	7	28	378	748
-----	-----	---	----	-----	-----

foster care

157	98	4	21	466	746
-----	----	---	----	-----	-----

Total Children In Home

Charlotte	Collier	Glades	Hendry	Lee	Total
149	209	10	40	582	990

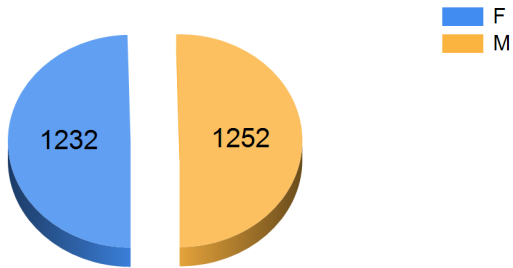
# DEMOGRAPHICS



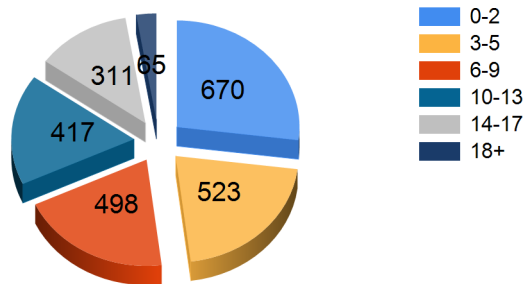
## Total Children in Care



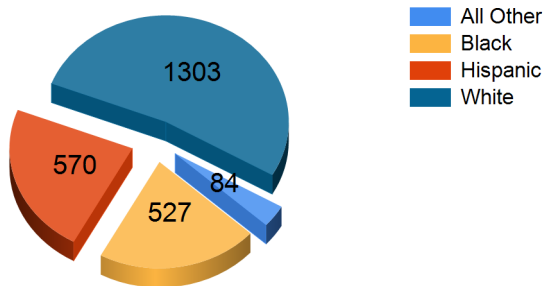
### Children Served By Gender



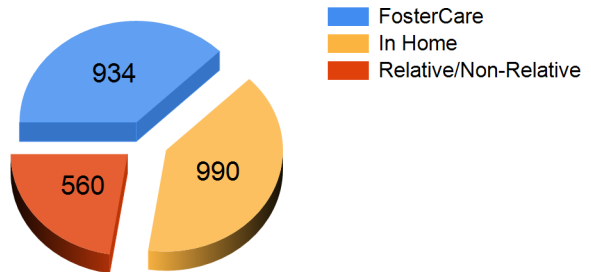
### Children Served By Age



### Children Served By Race



### Children Served In Home Vs OOH



### Children Served By Diversion

