



Management Reporting - Daily Overview

For: 2/12/2018

	Charlotte	Collier	Glades	Hendry	Lee	Total
Total Children Served	436	418	23	183	1342	2402
Total Children In OOH	314	240	11	97	859	1521
relative/non-relative	169	166	5	81	401	822
foster care	145	74	6	16	458	699
Total Children In Home	122	178	12	86	483	881

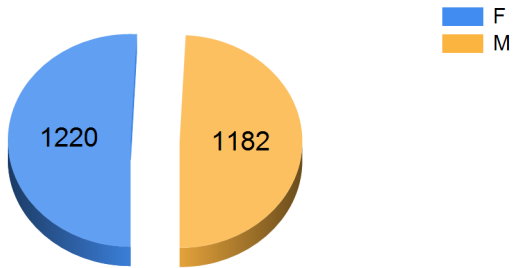
DEMOGRAPHICS



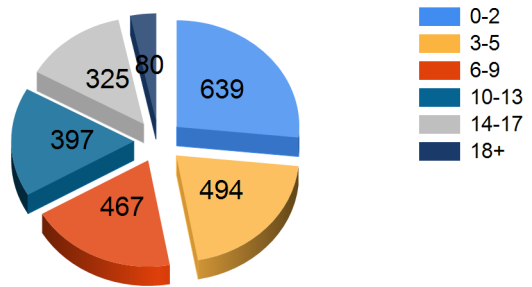
Total Children in Care



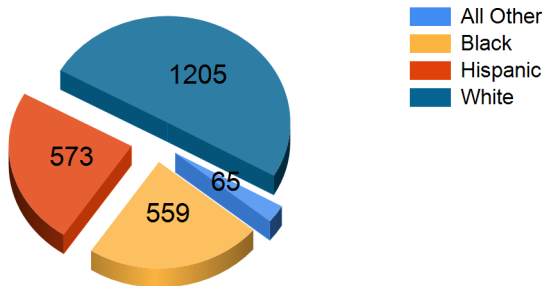
Children Served By Gender



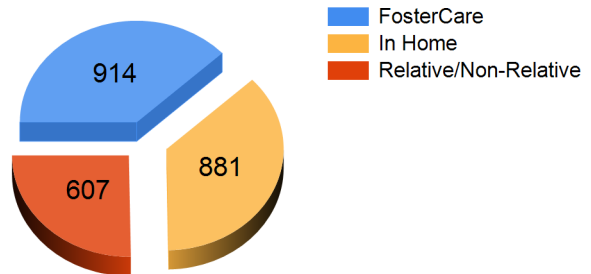
Children Served By Age



Children Served By Race



Children Served In Home Vs OOH



Children Served By Diversion

