



Management Reporting - Daily Overview

For: 9/10/2018

Total Children Served

Charlotte	Collier	Glades	Hendry	Lee	Total
475	459	22	105	1392	2453

Total Children In OOH

Charlotte	Collier	Glades	Hendry	Lee	Total
320	239	12	62	820	1453

relative/non-relative

157	151	6	40	378	732
-----	-----	---	----	-----	-----

foster care

163	88	6	22	442	721
-----	----	---	----	-----	-----

Total Children In Home

Charlotte	Collier	Glades	Hendry	Lee	Total
155	220	10	43	572	1000

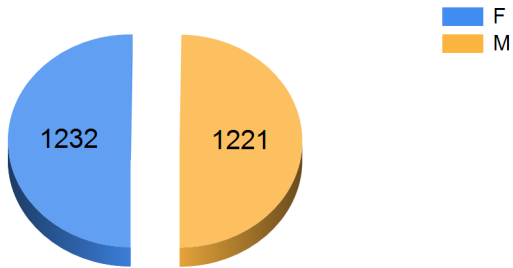
DEMOGRAPHICS



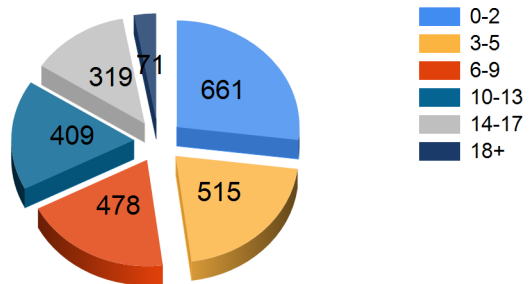
Total Children in Care



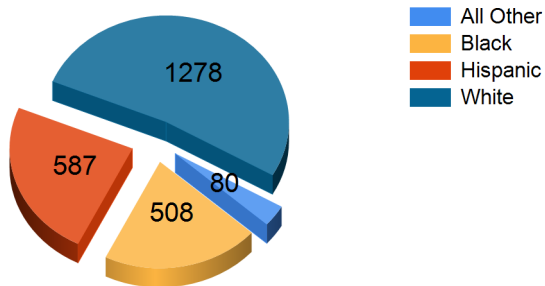
Children Served By Gender



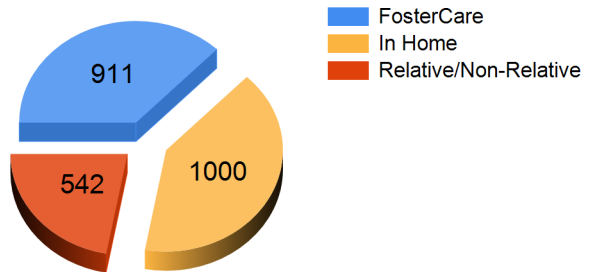
Children Served By Age



Children Served By Race



Children Served In Home Vs OOH



Children Served By Diversion

