



Management Reporting - Daily Overview

For: 8/7/2017



Total Children Served

Charlotte	Collier	Glades	Hendry	Lee	Total
436	410	24	152	1346	2368

Total Children In OOH

Charlotte	Collier	Glades	Hendry	Lee	Total
311	228	8	94	903	1544

relative/non-relative

166	148	3	83	425	825
-----	-----	---	----	-----	-----

foster care

145	80	5	11	478	719
-----	----	---	----	-----	-----

Total Children In Home

Charlotte	Collier	Glades	Hendry	Lee	Total
125	182	16	58	443	824

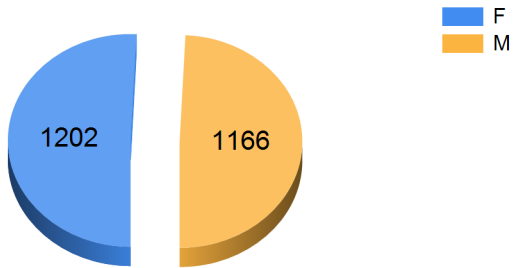
DEMOGRAPHICS



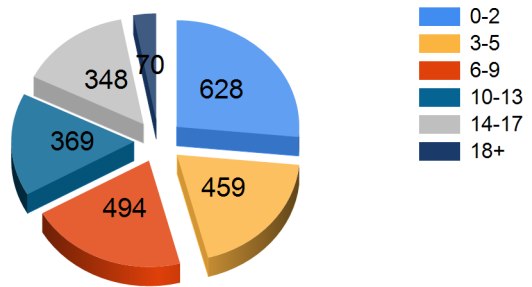
Total Children in Care



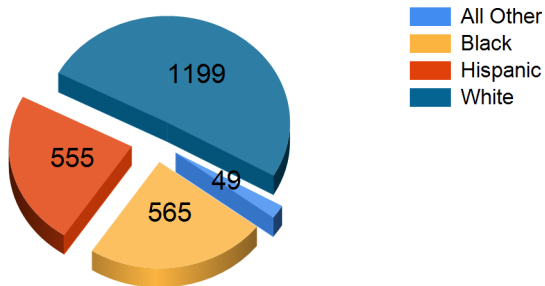
Children Served By Gender



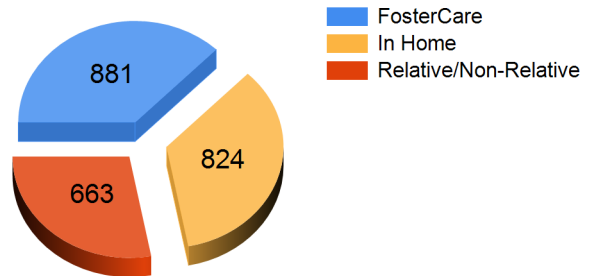
Children Served By Age



Children Served By Race



Children Served In Home Vs OOH



Children Served By Diversion

