



Management Reporting - Daily Overview

For: 8/1/2018



Total Children Served

Charlotte	Collier	Glades	Hendry	Lee	Total
472	459	22	120	1407	2480

Total Children In OOH

Charlotte	Collier	Glades	Hendry	Lee	Total
328	239	12	76	854	1509

relative/non-relative

165	155	6	56	400	782
-----	-----	---	----	-----	-----

foster care

163	84	6	20	454	727
-----	----	---	----	-----	-----

Total Children In Home

Charlotte	Collier	Glades	Hendry	Lee	Total
144	220	10	44	553	971

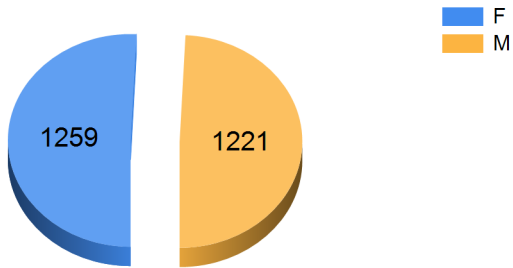
DEMOGRAPHICS



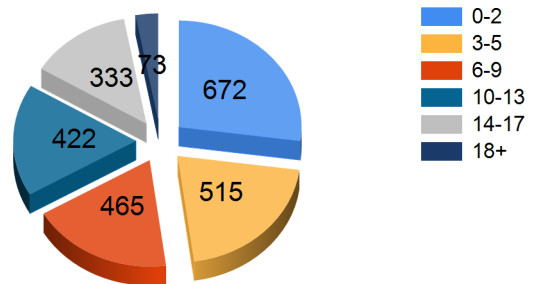
Total Children in Care



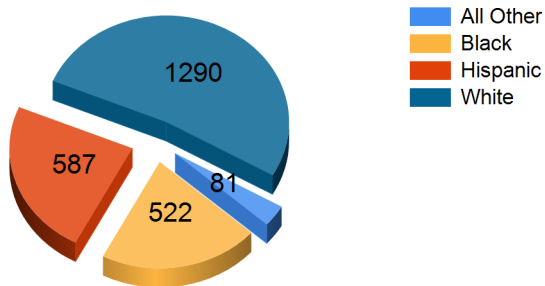
Children Served By Gender



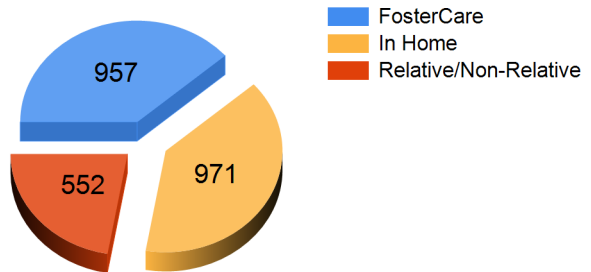
Children Served By Age



Children Served By Race



Children Served In Home Vs OOH



Children Served By Diversion

