



## Management Reporting - Daily Overview

For: 7/9/2018

	Charlotte	Collier	Glades	Hendry	Lee	Total
Total Children Served	469	450	17	119	1388	2443
Total Children In OOH	330	227	12	77	829	1475
relative/non-relative	168	144	6	57	369	744
foster care	162	83	6	20	460	731
Total Children In Home	139	223	5	42	559	968

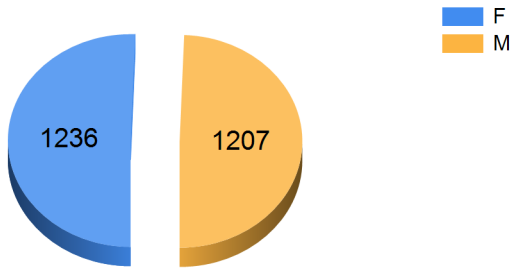
# DEMOGRAPHICS



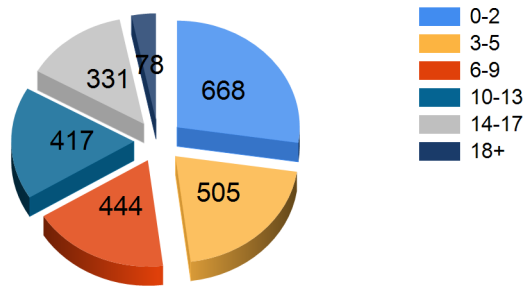
## Total Children in Care



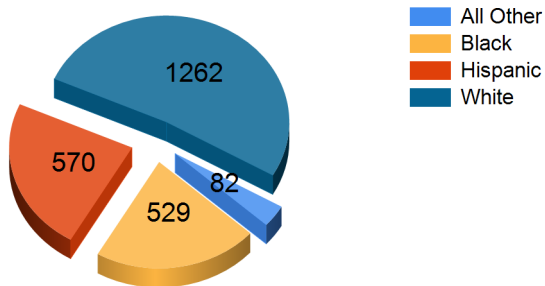
### Children Served By Gender



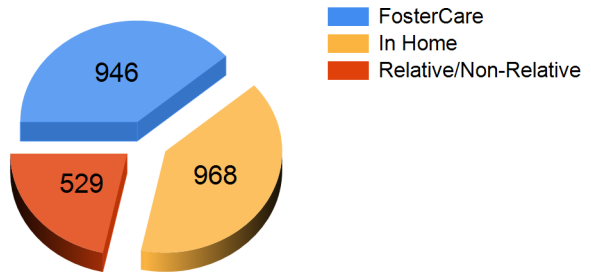
### Children Served By Age



### Children Served By Race



### Children Served In Home Vs OOH



### Children Served By Diversion

