



Management Reporting - Daily Overview

For: 6/4/2018



Total Children Served

Charlotte	Collier	Glades	Hendry	Lee	Total
455	393	38	157	1400	2443

Total Children In OOH

Charlotte	Collier	Glades	Hendry	Lee	Total
335	224	11	94	864	1528

relative/non-relative

181	142	6	73	359	761
-----	-----	---	----	-----	-----

foster care

154	82	5	21	505	767
-----	----	---	----	-----	-----

Total Children In Home

Charlotte	Collier	Glades	Hendry	Lee	Total
120	169	27	63	536	915

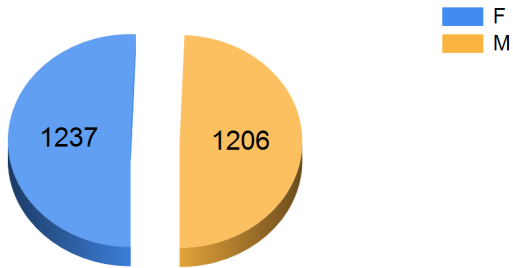
DEMOGRAPHICS



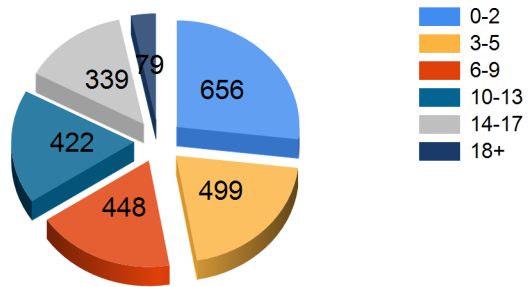
Total Children in Care



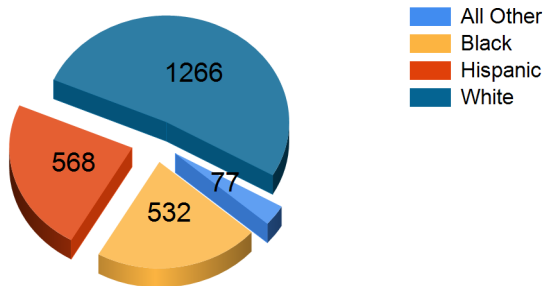
Children Served By Gender



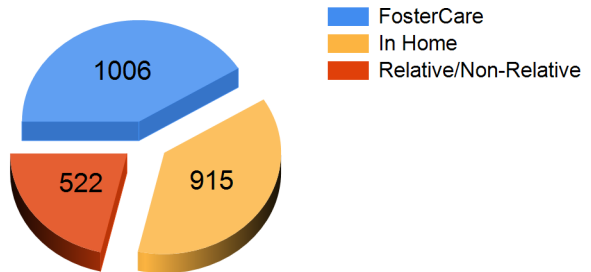
Children Served By Age



Children Served By Race



Children Served In Home Vs OOH



Children Served By Diversion

