



Management Reporting - Daily Overview

For: 5/14/2018

Total Children Served

Charlotte	Collier	Glades	Hendry	Lee	Total
441	397	35	159	1390	2422

Total Children In OOH

Charlotte	Collier	Glades	Hendry	Lee	Total
325	230	13	96	860	1524

relative/non-relative

170	140	8	76	358	752
-----	-----	---	----	-----	-----

foster care

155	90	5	20	502	772
-----	----	---	----	-----	-----

Total Children In Home

Charlotte	Collier	Glades	Hendry	Lee	Total
116	167	22	63	530	898

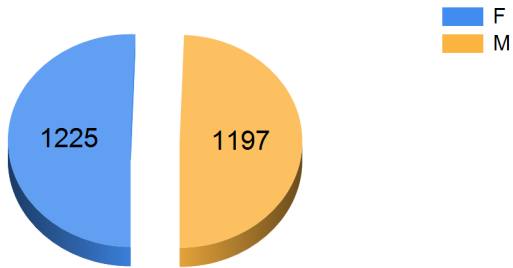
DEMOGRAPHICS



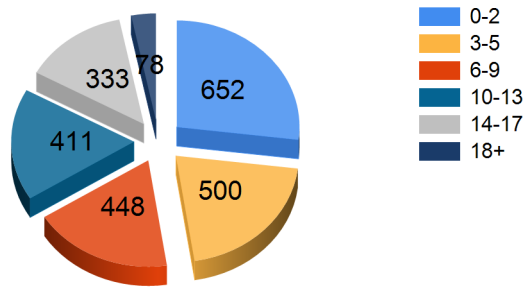
Total Children in Care



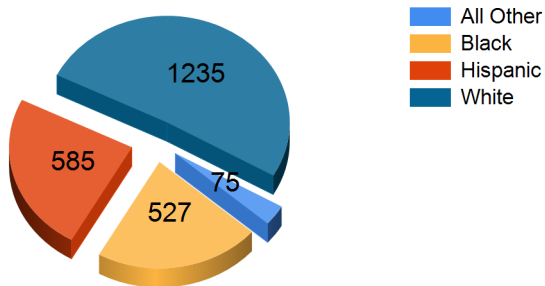
Children Served By Gender



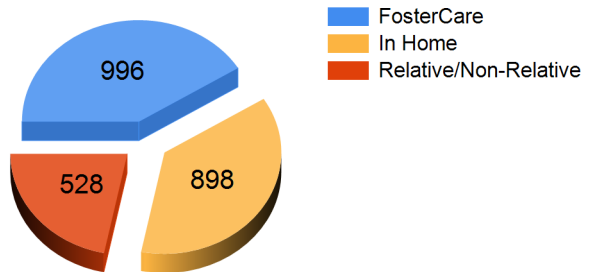
Children Served By Age



Children Served By Race



Children Served In Home Vs OOH



Children Served By Diversion

