



## Management Reporting - Daily Overview

For: 10/31/2018

Total Children Served

Charlotte	Collier	Glades	Hendry	Lee	Total
481	510	15	94	1443	2543

Total Children In OOH

Charlotte	Collier	Glades	Hendry	Lee	Total
329	295	7	52	867	1550

relative/non-relative

169	189	3	31	400	792
-----	-----	---	----	-----	-----

foster care

160	106	4	21	467	758
-----	-----	---	----	-----	-----

Total Children In Home

Charlotte	Collier	Glades	Hendry	Lee	Total
152	215	8	42	576	993

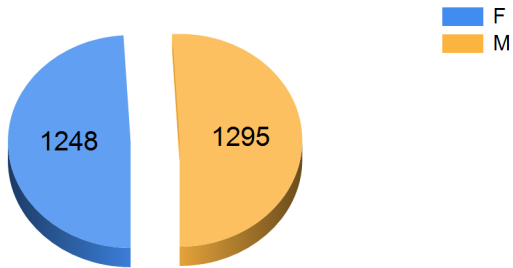
# DEMOGRAPHICS



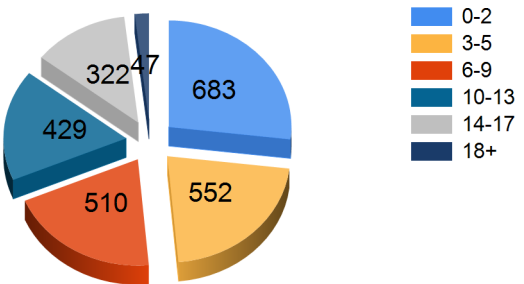
## Total Children in Care



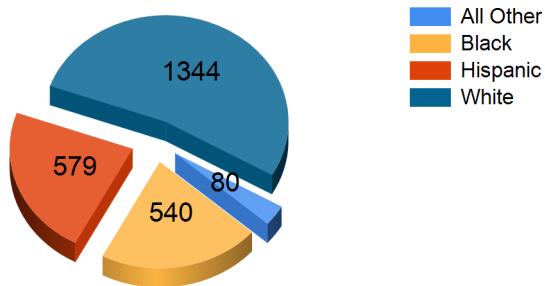
### Children Served By Gender



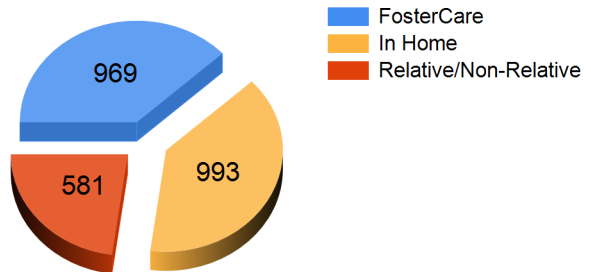
### Children Served By Age



### Children Served By Race



### Children Served In Home Vs OOH



### Children Served By Diversion

